



SOL'S

Popeline-Blouse Executive Long Sleeve

Art.-Nr.: L621

- Placket with 7 tone-to-tone buttons
- Stiffened collar
- Heart side pocket
- Adjustable 2-button cuffs and pointed end tab placket

Information

Catalogue page CorporateWear 31




Material	Poplin
Production Certificates	Fair Working Conditions
Grammage in g/m ²	105 g/m ² (White: 95 g/m ²)
Composition	65% Polyester / 35% Cotton
Polybag	Single
Sleeve	Long sleeve Cuffs
Colorfulness	1-coloured Pastel
Details	Breast-pocket
Blouses (details)	long-sleeve
Functionality	Work clothing
Care Instructions	Washable at 40°C Can be chemically cleaned Suitable for tumble drying Easy-care May be ironed
Cut	Regular fit
Size Run	XS, S, M, L, XL, XXL, 3XL



Manufacturer



Manufacturer's catalog number	16060
Commodity code	62064000
Country of origin designation	Bangladesh

Size run:

XS, S, M, L, XL, XXL, 3XL

	Black
	Middle Blue
	Titanium Grey

	Dark Blue
	Pearl Grey
	White

	Medium Burgundy
	Sky Blue